

Overview - Public Entities Quarterly Reporting



national treasury

Department:
National Treasury
REPUBLIC OF SOUTH AFRICA

- R billion
- R million
- R thousand

Approved receipts

671.2 161.9%

Approved spending

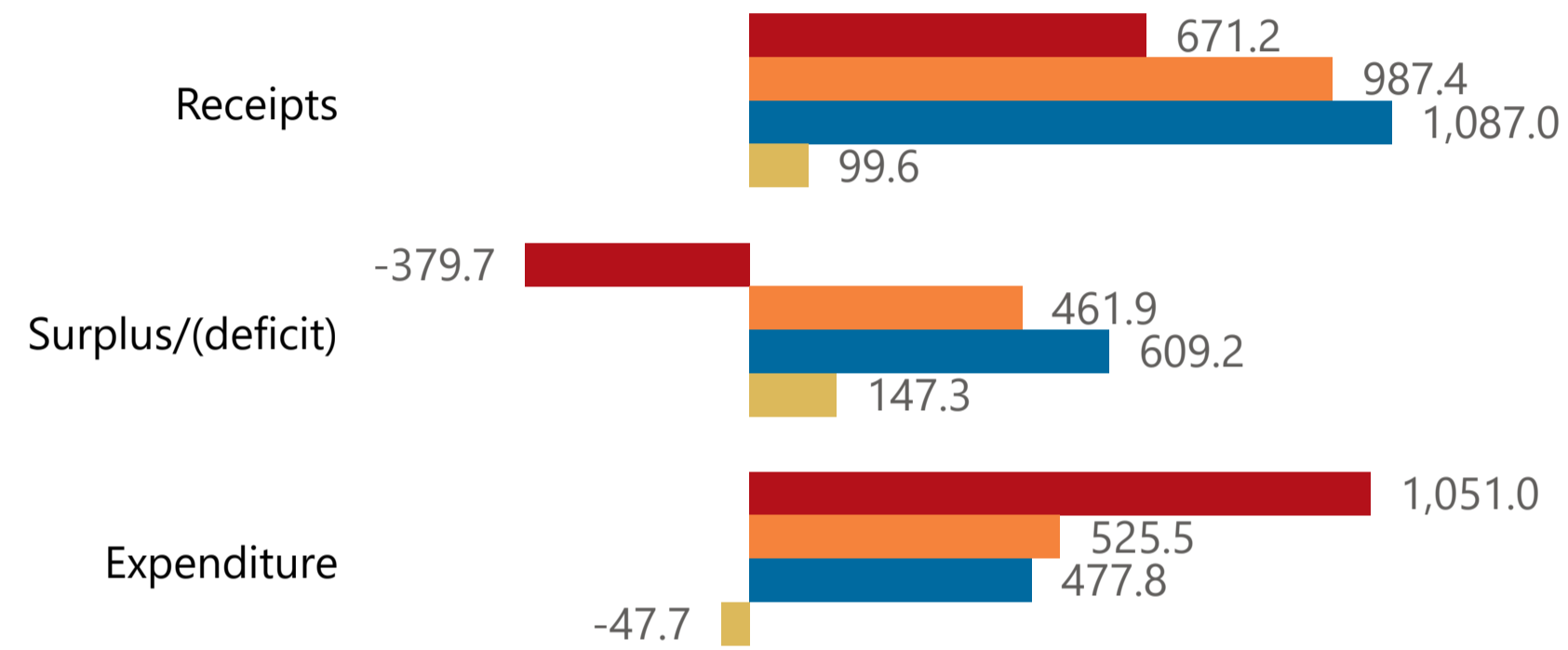
1,051.0 45.5%

Surplus/(deficit)


-379.7

Consolidation

● Approved ● Forecast ● YTD ● Variance



Components of total receipts



Quarter

Cluster

Department

Entity

Components of total expenditure



Functional grouping



Spending by PFMA schedule



Public Entities Receipts



national treasury

Department:
National Treasury
REPUBLIC OF SOUTH AFRICA

- R billion
- R million
- R thousand

Approved sales of G&S

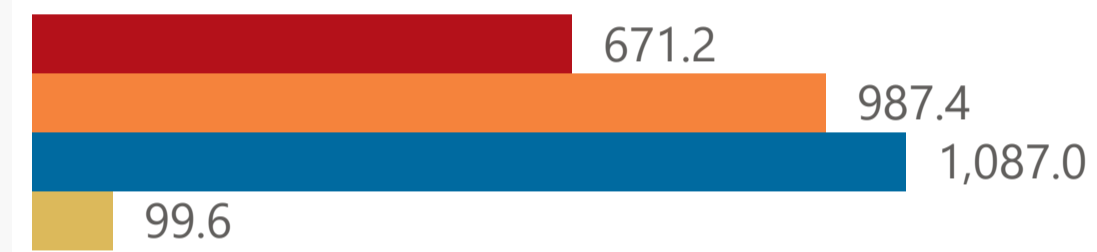
436.1 218.5%

Approved transfers

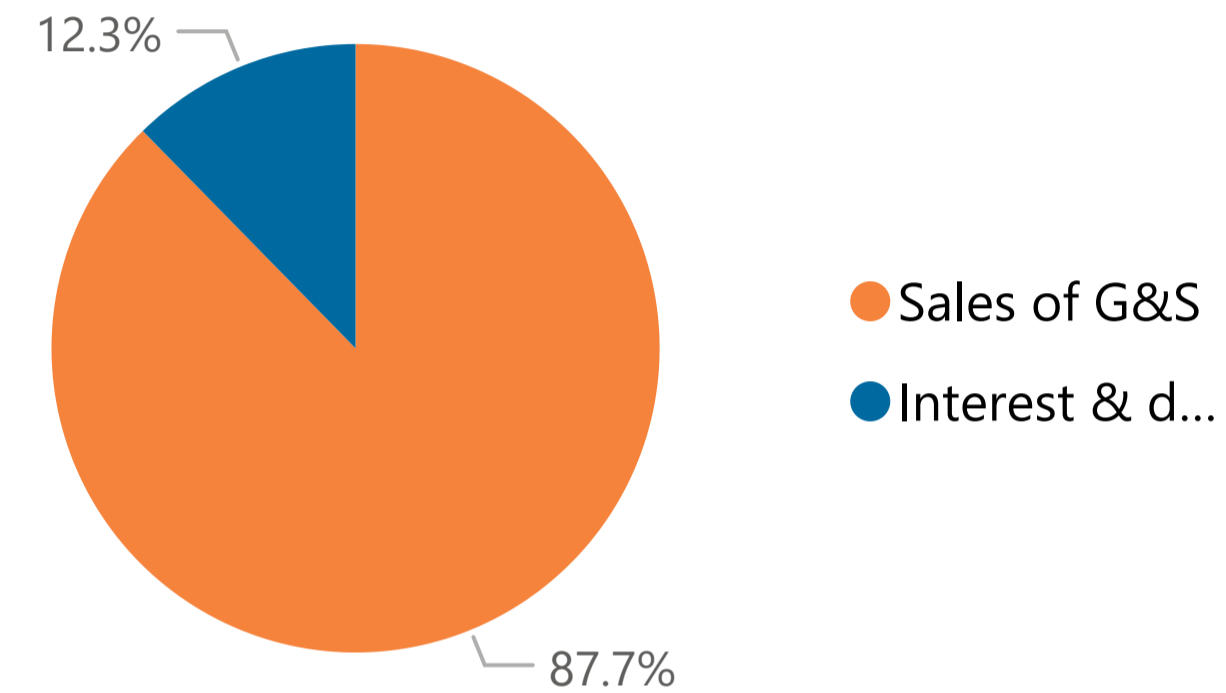
(Blank) (Blank)

Actual vs Forecast

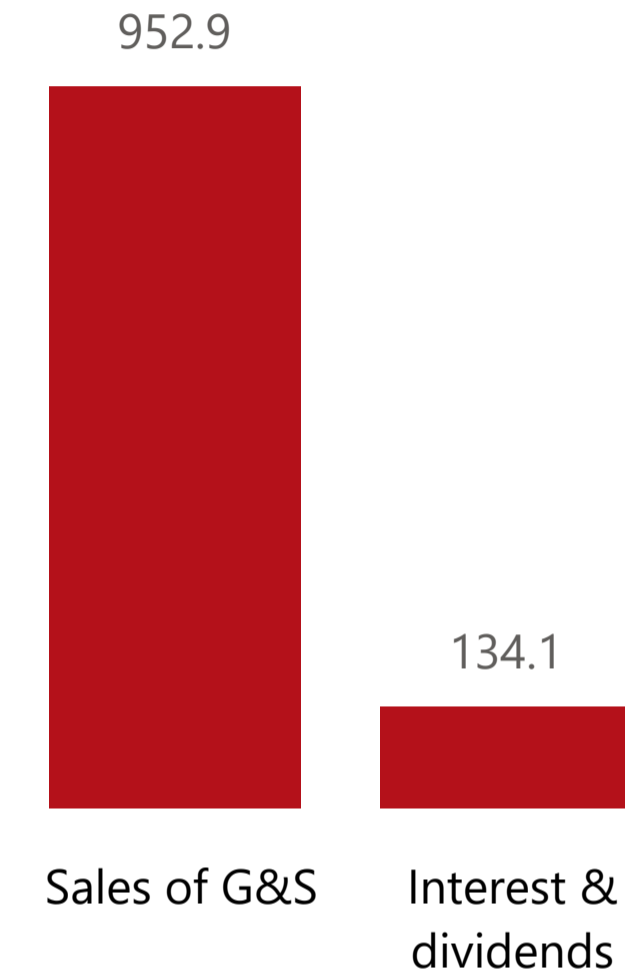
● Approved ● Forecast ● YTD ● Variance



2025/26 Component of total receipts



Top 5 Receipts



Quarter

Cluster

Department

Entity

Top 5 Transfers

Receipts

Level 3	Approved	YTD	% YTD
⊕ Sales of G&S	436.1	952.9	87.7%
⊕ Interest & dividends	235.1	134.1	12.3%
Total	671.2	1,087.0	100.0%

Public Entities Spending



national treasury

Department:
National Treasury
REPUBLIC OF SOUTH AFRICA

- R billion
- R million
- R thousand

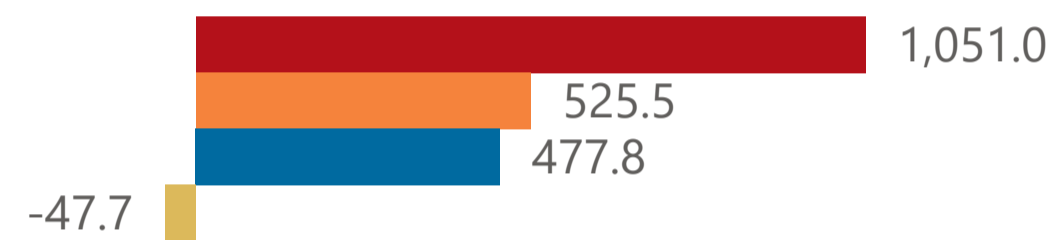
Approved CoE
(Blank) (Blank)

Approved G&S
1,051.0 45.5%

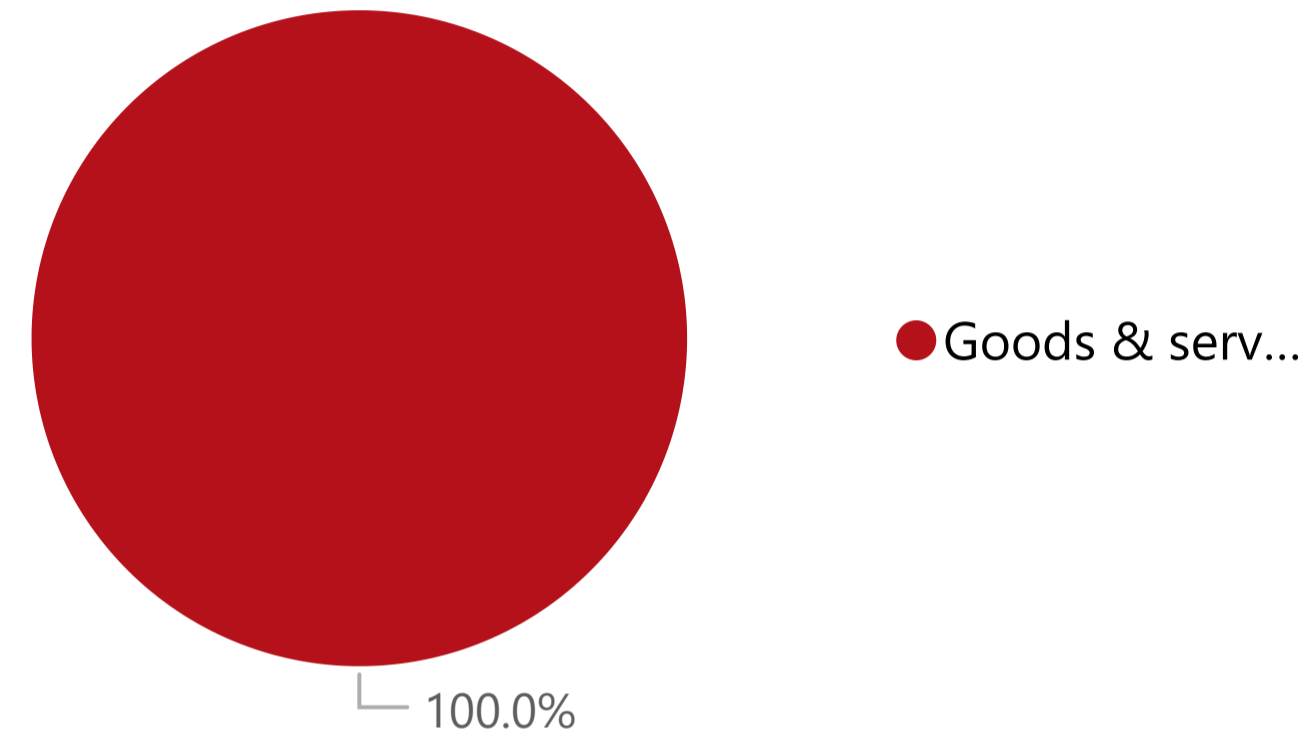
Approved transfers
(Blank) 161.9%

Actual vs Forecast

● Approved ● Forecast ● YTD ● Variance



2025/26 Components of total expenditure



Top 5 Goods & services



Quarter

Cluster

Department

Entity

Capital assets

Expenditure

Level 3	Approved	YTD	% YTD
⊕ Goods & services	1,051.0	477.8	100.0%
Total	1,051.0	477.8	100.0%